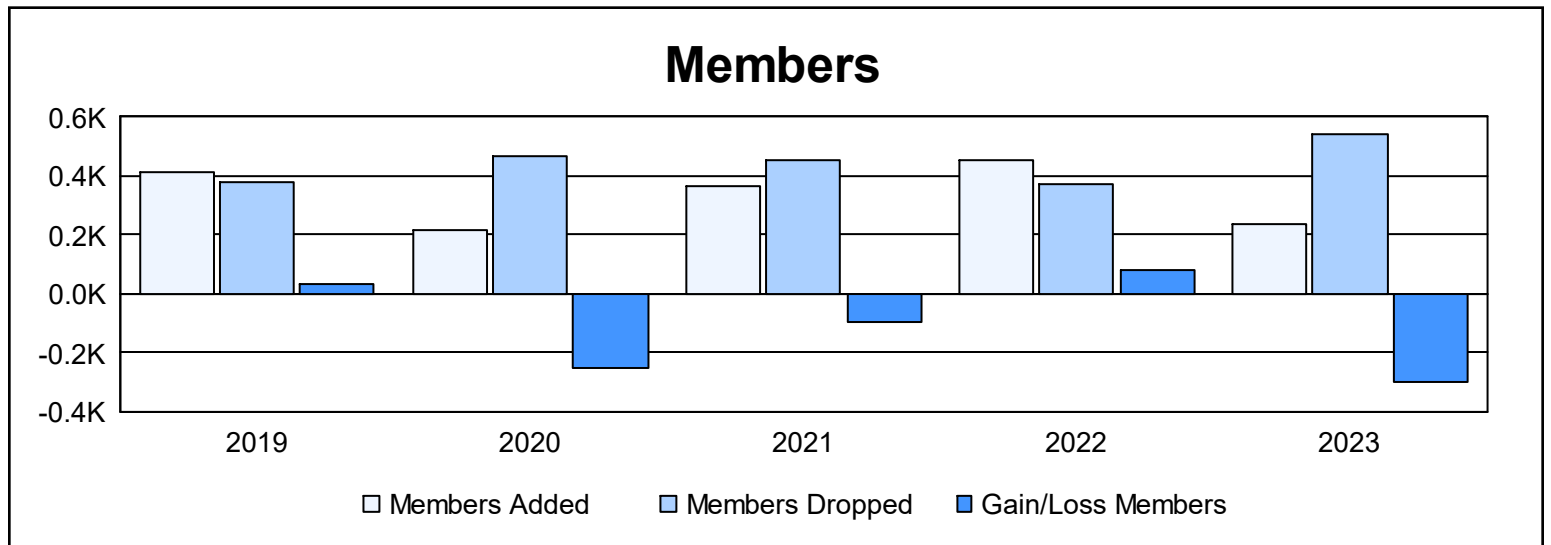
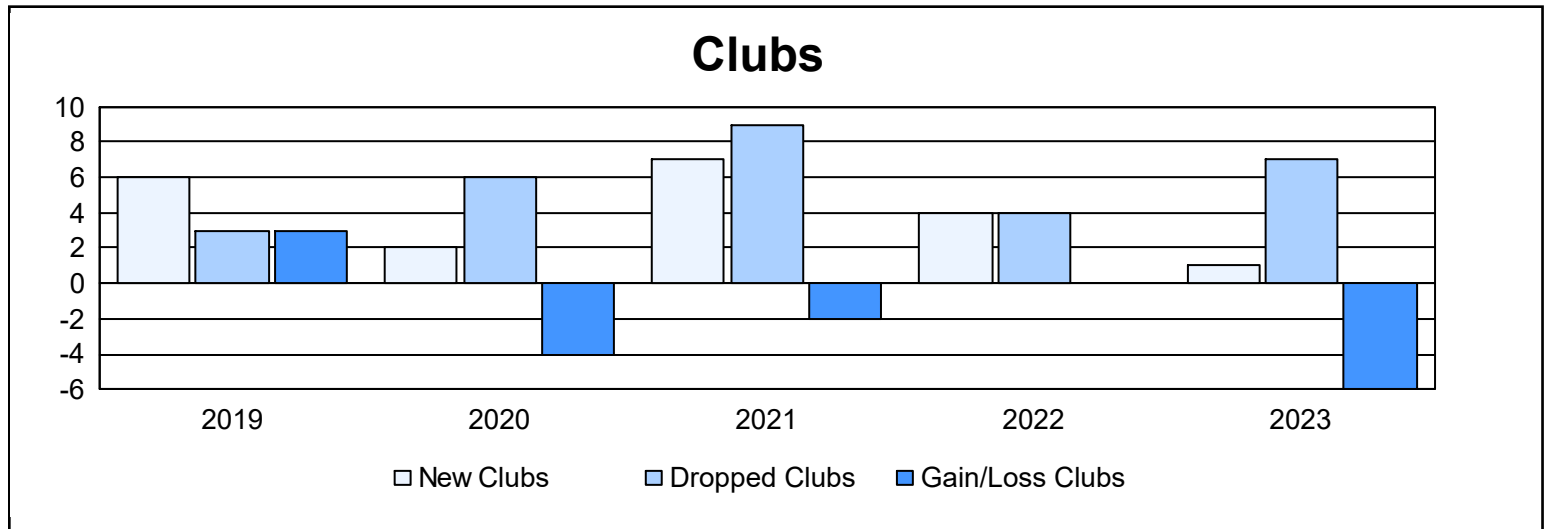
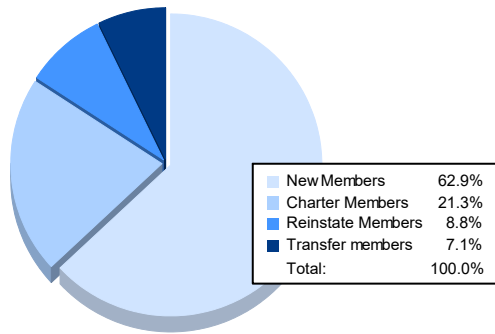


| Year | New Clubs | Dropped Clubs | Gain/ Loss Clubs | New Members | Charter Members | Reinstate Members | Transfer Members | Total Member Added | Total Members Dropped | Gain/ Loss Members |
|----------------|-----------|---------------|------------------|-------------|-----------------|-------------------|------------------|--------------------|-----------------------|--------------------|
| 2018-2019 | 6 | 3 | 3 | 244 | 146 | 17 | 4 | 411 | 377 | 34 |
| 2019-2020 | 2 | 6 | -4 | 149 | 57 | 6 | 2 | 214 | 466 | -252 |
| 2020-2021 | 7 | 9 | -2 | 157 | 161 | 40 | 5 | 363 | 456 | -93 |
| 2021-2022 | 4 | 4 | 0 | 276 | 144 | 28 | 4 | 452 | 374 | 78 |
| 2022-2023 | 1 | 7 | -6 | 151 | 51 | 21 | 17 | 240 | 541 | -301 |
| Average | 4 | 6 | -2 | 195 | 112 | 22 | 6 | 336 | 443 | -107 |



Membership Composition June 2023 Cumulative



Gender Composition June 2023 Cumulative

